

deffner & Johann

Produkte für DENKMALPFLEGE | RESTAURIERUNG | ART HANDLING – SEIT 1880.

INSTRUCTION MANUAL

info@deffner-johann.de | +49 (0)9723 9350-0

Die in diesem Produktdatenblatt genannten Spezifikationen dienen nur zur Produktbeschreibung und beziehen sich auf den Zeitpunkt unmittelbar nach der Produktion bzw. Import des Produktes. Sie entsprechen den Angaben des Herstellers. Eine rechtsverbindliche Zusicherung bestimmter Eigenschaften oder der Eignung für einen bestimmten Einsatzzweck kann hieraus nicht abgeleitet werden. Durch unsachgemäßen Transport und / oder unsachgemäße Lagerung können sich Änderungen ergeben. Die Angaben in diesem Produktdatenblatt entbinden den Verarbeiter nicht von eigener Prüfung der Eigenschaften des Produktes und dessen Eignung für die vorgesehene Verwendung.

General information

HörnPac is a newly developed alternative to so-called „soft packs“ for the transport of paintings, graphics, aluminum prints, signs, etc.

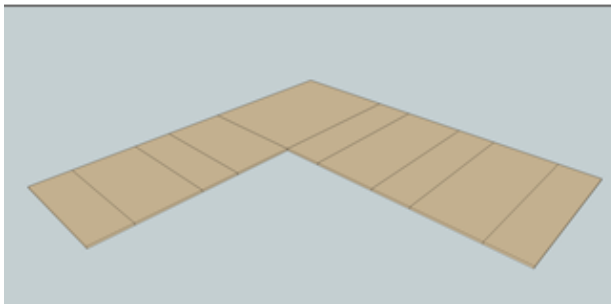
The new European standard „Conservation of cultural property – Packing principles for transport“ was decisive for the development.

The properties of HörnPac are:

- better vibration protection,
- better protection for corners and edges,
- front and back are easily protected,
- pictures can be stored upright,
- more advantageous for images without protective frame,
- more options to pack frames also without painting,
- being able to carry pictures without having to touch the surface or frame,
- no previous measurement necessary by assembling,
- reusable,
- fully recyclable,
- very small transport volume, even when large quantities of HörnPac are delivered.

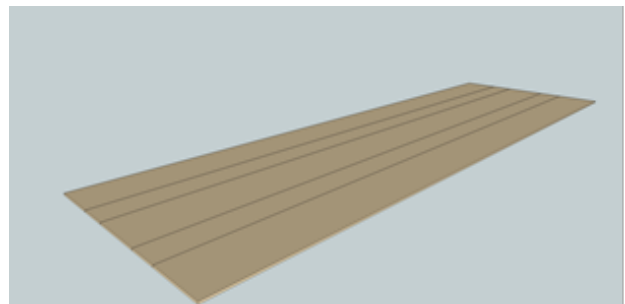
HörnPac consists of two parts, delivered as flatware.

1. HörnPac Corner:



Ill. 1: shape at delivery

2. HörnPac Side Part:



Ill. 2: shape at delivery

Assembly

For packaging one picture, four corners plus four side parts are required.

If the image or frame circumference is less than 240 cm, two side parts are already sufficient to guarantee sufficient protection for all sides. If the circumference is larger than 480 cm, more corner pieces are needed as connecting pieces. See page 5: „Variations.“

Basic Tools:

Pencil	
Cutter	Item no.: 4694 020
Tape (50 mm), z. B.	Item no.: 6318 025
Stretch film, with	Item no.: 2791 100
Hand Dispenser	Item no.: 2791 110
Packing Stapler	Item no.: 2855 100
Staples	Item no.: 2855 110

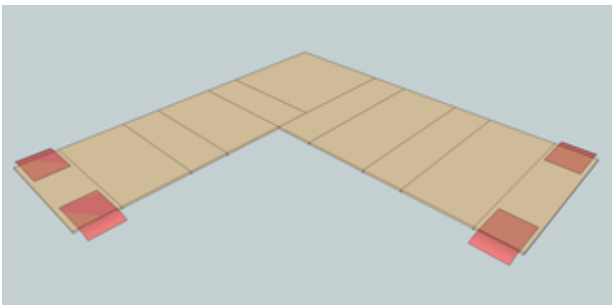
Alternative Tools:

Double Sided Tape (soft)	Item no.: 4694 020
Strapping band with	Item no.: 2791 000
Buckle for Strapping Band, or	Item no.: 2791 010
VELCRO® Belt (Length 106 cm)	Item no.: 2781 410

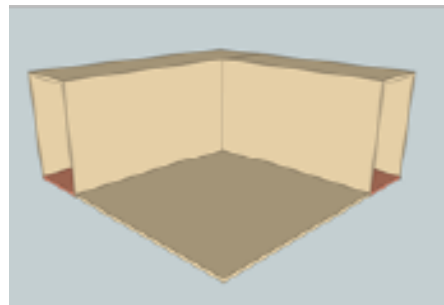
Step 1: Fold the corner parts of HörnPac (Art.-Nr.: 2785 100)

By the delivery, two HörnPac corners are delivered in one piece. Both parts must first be separated from each other. After that, the corners of the HörnPacs are folded along the fold lines. Finally, the folded parts are secured with two adhesive tapes. Alternatively, the parts can also be secured with hot or cold glue. However, they cannot be disassembled later and stored as flatware.

HörnPac Corner:



III. 3: place tape on the corners before folding
(text facing downward)




III. 4: assembled HörnPac Corner

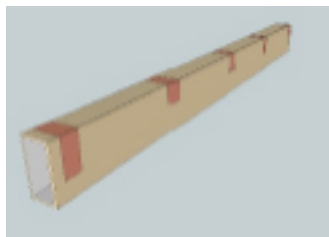
Step 2: Folding the HörnPac side part (Art. Nr.: 2785 110)

The HörnPac side panels are also folded and secured with adhesive tape. Make sure that the ribbed side is on the inside and that the cross-section is rectangular at the end.

HörnPac side part:



III. 5: preparation for assembly



III. 6: assembled HörnPac side part



III. 7: correct cross-section

Schritt 3: Assemble HörnPac

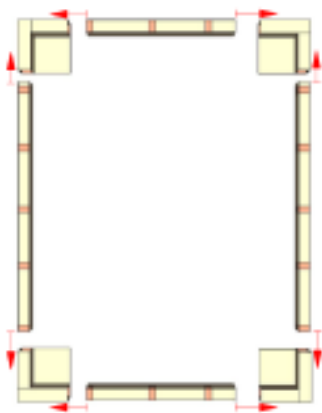
Transfer the edge length of the frame/painting to the HörnPac sides. The dimension can be 5 – 6 cm shorter than the edge length of the frame/painting. Always cut two of the same length (no illustration).

Schritt 4: HörnPac zusammenstecken

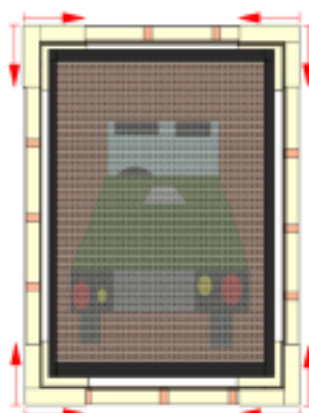
4 a: Take the four HörnPac corner pieces and the corresponding adaptations HörnPac sides, and insert it as shown in the illustrations (III. 8).

4 b: The frame/painting (wrapped in non woven and/or LDPE film) is added to the assembled HörnPac-transport frame (III. 9). It is up to you whether the picture surface should face downwards or upwards. If the picture has no glass and/or backside protection, two cartons can be placed loosely in the HörnPac.

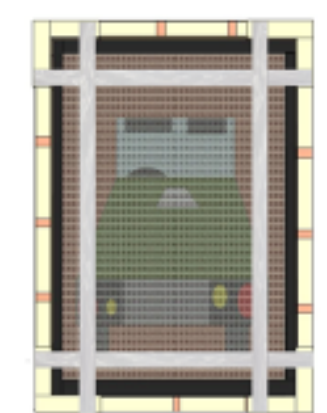
4 c: The HörnPac part can now be pushed up to firmly touch the frame/painting. Secure the HörnPac corners with stretch film (III. 10) or one of the alternative methods mentioned (see p. 2). For best protection, the stretch foil or straps should be installed four times — always on the HörnPac corner parts. These are designed so that the picture is always stabilized with eight, diagonally distributed, points (III. 10).



III. 8: Step 4 a



III. 9: Step 4 b



III. 10: Step 4 c

Documentation

At the HörnPac corners is a text field, which can serve to record necessary information (III.11 and 12).



III. 11: text field



III. 12: text field

Variations

If one side of the painting is longer than 120 cm, several HörnPac sides can be joined. For this purpose, a part of the HörnPac corner is torn off in the perforation and the rest of the corner part folded and glued normally.



Climate stabilization

In an assembled HörnPac package, there are four open corners. The preconditioned silica gel can be positioned there in Tyvek bags before the HörnPac, including the picture, is packed with a LDPE film or with Intercept Laminate (Art. No. 2704 032). Seal the joints with adhesive tape.

Multi-Pack

HörnPac is also suitable to pack several pictures or frames of the same format. Thus, the material can also be saved because only one LDPE film is needed. This type of packaging is also suitable to store interchangeable frames between the deployments.

Extra Protection

Images that do not have glazing and/or back side protection can be easily protected with the use of HörnPac. For this purpose, two cartons, which are approximately the size of the image, are placed in the HörnPac packaging instead of glass and back protection. No mounting on the frame is necessary.

Check-List, available at: Deffner & Johann:

Item no.	Product
2785 100	HörnPac corner
2785 110	HörnPac side
2791 100	Stretch film, 10 x 100 m
2791 110	Dispensers for stretch film
2719 045	Packing nonwoven, roll 500 x 120 cm
2219 050	Packing nonwoven, 25 sheets 70 x 100 cm
2701 152	Tyvek® Soft-PE-fleece 1623 E, 41 g/m ² , roll 152,4 cm x 50 m
2701 100	Tyvek® Soft-fleece 1623 E, 41 g/m ² , roll 101 cm x 25 m
2724 100	Bubble Wrap, thickness 70 µ, bubble Ø ca. 10 mm, roll 1 m x 100 m
2791 600	Letteringpen, permanent twin tip (0,3 and 1,5 mm)
2855 100	Packaging Stapler
2855 110	Staples